

# PHARMACY QI

Practical Tips for Quality Improvement

March 2019

## Using Ellipta Inhaler

Before using an Ellipta inhaler:

1. Ask the resident to sit in a fully upright position.
2. Check inhaler for discard date added by pharmacy. Ellipta inhalers should be discarded six weeks after opening.



### STEP 1

- Open the cover\* of the inhaler.
- Slide the cover down to expose the mouthpiece.
- You should hear a “click.”

*\*If you open and close the cover without the resident inhaling the medicine, the dose will be lost. No priming is required with an Ellipta inhaler.*

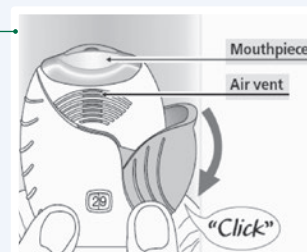


Figure 1

### STEP 2

- Instruct the resident to breathe out (exhale) fully, away from the mouthpiece.

### STEP 3

- Direct the resident to seal his/her lips around the mouthpiece and take in a long, steady, deep breath, ensuring you do not block the vent with your fingers.
- Ask resident to hold his/her breath for three to four seconds then breathe out slowly.

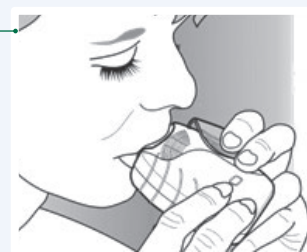


Figure 2

### STEP 4

- If another dose is required, repeat steps 1-3.
- Instruct resident to rinse his/her mouth with water and spit out after using steroid-containing inhalers (i.e., TRELEGY ELLIPTA, BREO ELLIPTA, ARNUITY ELLIPTA). This is important to prevent oral thrush.




Figure 3

### STEP 5

- Close the cover until you use the inhaler again.

Figures 1, 2, and 3 reproduced with permission from GSK Canada.

Reference:

GSK. TRELEGY ELLIPTA Product Monograph – Date of Revision Oct. 16, 2018.